

# 350

## HYDRAULIC EXCAVATOR



---

**Engine Power (ISO 14396:2002)**  
**Operating Weight**

310 kW (416 hp)  
47 900 kg (105,500 lb)

The 350 emits equivalent to U.S. EPA Tier 3, EU Stage IIIA, and China Nonroad Stage III.



## NEXT GENERATION EXCAVATORS

Offer you more choices than ever for your business:

- + MORE MODELS
- + MORE FUEL EFFICIENCY
- + MORE PRICE POINTS

Cat® next generation excavators give you new ways to get more work done at the lowest cost so you can keep more of your hard-earned money.



# CAT® 350

RELIABLE. EFFICIENT. PRODUCTIVE.

The Cat® 350 is at the top of its class for productivity. With low owning and operating costs and optional easy-to-use Cat technology, the excavator will help you get work done on grade and on time.



---

## CLASS-LEADING PRODUCTIVITY

With buckets up to 3.2 m<sup>3</sup> (4.2 yd<sup>3</sup>) powered by outstanding digging force and swing torque, the 350 can move tons of material for top production.

---

## LOW OWNING AND OPERATING COSTS

Industry-leading fuel efficiency comes from our smart electrohydraulic system; long-life filters with extended intervals and easy-access service points help lower your costs and increase uptime.

---

## EASY-TO-USE CAT TECHNOLOGY

Available Grade and Payload enhance your speed, accuracy, and overall operating efficiency. Optional E-Fence improves jobsite safety for you, your team, and others.



# COUNT ON LEGENDARY QUALITY AND RELIABILITY



You can trust Caterpillar's time-proven engineering and manufacturing know-how for excellent reliability and durability.

- + BOOM, STICK, AND BUCKET LINKAGES ARE BUILT TO WITHSTAND TYPICAL 50-TON WORK DEMAND.
- + AUTOMATIC HYDRAULIC OIL WARMUP MAKES WORK MORE EFFICIENT AND HELPS PREVENT PREMATURE WEAR OF COMPONENTS SO YOU GET LONGER SERVICE LIFE.
- + CAT UNDERCARRIAGE COMES WITH TRACK PINS AND BUSHINGS GREASE SEALED TO ENHANCE PERFORMANCE AND SERVICE LIFE.
- + TAKE ON HOT AND COLD WEATHER WITH STANDARD 52° C (125° F) HIGH-AMBIENT COOLING CAPABILITY AND -18° C (0° F) COLD START CAPABILITY.



## UP TO 5% LOWER MAINTENANCE COSTS

With less oil needed and longer service intervals, you will get more work done at a lower cost compared to the 349-07 excavator.

### KEY MAINTENANCE COST REDUCTIONS INCLUDE:

- + CONSOLIDATED FILTER LOCATIONS TO REDUCE SERVICE TIME
- + NEW HYDRAULIC FILTER WITH HIGHER DIRT HOLDING CAPACITY
- + NEW CAT AIR FILTER WITH DOUBLE THE DUST HOLDING CAPACITY OF THE PREVIOUS FILTER



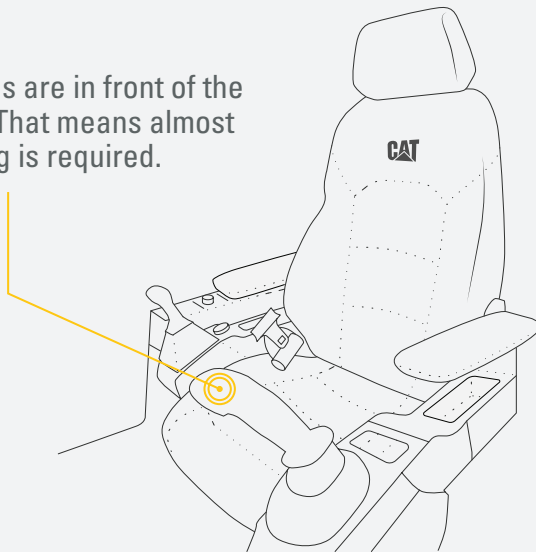
# CAB TAKES THE HARD OUT OF WORK

Sites where excavators typically work are rugged and challenging. The 350 cab helps protect you from fatigue, stresses, sounds, and temperatures of the job.

WE'VE GOT **YOUR BACK.**

**BACK PAIN** IS ONE OF THE MOST COMMON REASONS PEOPLE MISS WORK.\*

All controls are in front of the operator. That means almost no twisting is required.



\*SOURCE: [HTTPS://WWW.NINDS.NIH.GOV/DISORDERS/PATIENT-CAREGIVER-EDUCATION/FACT-SHEETS/LOW-BACK-PAIN-FACT-SHEET](https://www.ninds.nih.gov/disorders/patient-caregiver-education/fact-sheets/low-back-pain-fact-sheet)



## STICK STEER

This option lets you simply push a button and use one hand to travel and turn instead of both hands or feet on levers and pedals.

## ALL-AROUND VISIBILITY

Large windows at the front, sides, and rear give excellent visibility in all directions from the operator seat. Narrow front cab pillars allow a wider field of view to the front. Plus, with the standard rearview camera, operators will always be aware of what's surrounding the excavator.

## ACCESS, CONNECTIVITY, AND STORAGE

Convenience features include a Bluetooth® radio, USB and auxiliary ports for connecting and charging devices, and storage space for drinks, lunch boxes, and other essential items.



## TOUCHSCREEN MONITOR

Most machine settings can be controlled through the high-resolution touchscreen monitor. It offers multiple languages and is easy to reach from the seat. A handy jog dial control and shortcut keys in the deluxe cab are also ergonomically positioned on the right console.



## SEAT AND CONSOLE

Efficiency of movement is critical to keeping operators productive and alert all shift long. The 350 seat is wide and adjustable so operators of any size can work comfortably. Deluxe seat is heated and comes with a tilt-up console for easy access.



## CUSTOMIZABLE JOYSTICKS

Joystick function can be customized through the monitor. Joystick pattern as well as response can be set to match operator preference. All preferences are saved with operator ID and restored at login. Adding an auxiliary relay allows you to power on or turn off a CB radio, beacon light, and even a dust suppression watering system without taking your hands off the joysticks.



## KEYLESS PUSH START

The 350 uses a keyless push-button engine start. This adds security for the machine by using operator ID codes to limit and track machine access. Codes can be entered manually via an optional Bluetooth key fob.



# MAKE WORK LIFE EASIER

**Cat Equipment Management** helps take the complexity out of managing your equipment and jobsites by gathering data and serving it to you in customizable formats.

## PRODUCT LINK™

Product Link™ collects data automatically from your assets. View information such as location, hours, fuel usage, idle time, maintenance alerts, diagnostic codes, and machine health online through web and mobile applications.

## VISIONLINK®

Access information anytime, anywhere with VisionLink®. Use it to make informed decisions that boost productivity, lower costs, simplify maintenance, and improve safety and security on your jobsite. With different subscription level options, your Cat dealer can help you configure exactly what you need to connect your fleet and manage your business without paying for extras you don't want. Subscriptions are available with cellular or satellite reporting (or both).

**Remote Services\*** is a suite of technologies that improve your jobsite efficiency.

**Remote troubleshoot** allows your Cat dealer to perform diagnostic testing on your connected machine remotely, pinpointing potential issues while the machine is in operation. Remote troubleshoot ensures the technician arrives with the correct parts and tools the first time, eliminating additional trips to save you time and money.

**Remote flash** updates onboard software without a technician being present, potentially reducing update time by as much as 50%. You can initiate the update when convenient, increasing your overall operating efficiency.

\*Must be within cell range coverage.





GET JOBS DONE

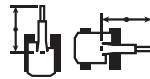
# FASTER AND BETTER

Available Cat technology is simple to use and enables operators of all skill levels to produce faster, better cuts and fills along with more accurate payloads. The payoff is greater production at a lower cost.



## CAT GRADE WITH 2D

Set your targets in the monitor and cut and fill to specifications without needing a grade checker. Program up to four depth and slope offsets to get to grade even more quickly – a real time saver on the jobsite.



## CAT LIFT ASSIST

Lift Assist quickly calculates the actual load being lifted and compares it to the rated load the excavator is capable of handling. Visual and auditory alerts tell you if you are within safe working range or need to take action to avoid tipping.



## CAT GRADE WITH ASSIST

Automated boom, stick, and bucket movements deliver more accurate cuts with less effort. Simply set the depth and slope targets in the monitor and activate single-lever digging.



## AUTO DIG BOOST

Trouble cutting through tough material? Auto dig boost gives you an automatic power increase of 8% when you need it for better bucket penetration, shorter cycle times, and greater payloads.



## CAT PAYLOAD

Cat Payload helps you achieve precise load targets to improve your operating efficiency. Pick up a load of material and get a real-time weight estimate without swinging. Automated tracking helps manage production and lower cost. The monitor's USB port lets you download results from one shift all the way up to 30 days of work so you can manage progress without needing an internet connection or VisionLink subscription.



## AUTO HEAVY LIFT

Need more lift during your shift? Auto heavy lift gives you 8% more power exactly when you need it for as long as you need it.

## AVAILABLE UPGRADES

Cat Grade with Advanced 2D and Cat Grade with 3D increase productivity and your profit potential. Cat Grade with Advanced 2D offers in-field design capability through an additional high-resolution touchscreen monitor. Cat Grade with 3D offers a choice of a single antenna global navigation satellite system (GNSS) for enhanced guidance or dual antenna GNSS for maximum grading efficiency.

All Cat Grade systems are compatible with radios and base stations from Trimble, Topcon, and Leica. Already invested in a grade infrastructure? You can install grade systems from Trimble, Topcon, and Leica onto the machine.



PROTECTS YOU  
**AND OTHERS**



**E-WALL SWING**



**E-WALL FORWARD**



**E-WALL CAB PROTECTION**



**E-WALL CEILING**



**E-WALL FLOOR**

## **E-FENCE TECHNOLOGY**

Whether you are using a bucket or hammer, optional E-Fence technology automatically stops excavator motion using boundaries you set in the monitor for the entire working envelope – above, below, sides, and front. E-Fence protects equipment from damage and reduces fines related to zoning or underground utility damage. Automatic boundaries even help prevent operator fatigue by reducing overswinging and digging.



# SAFETY FEATURES

## LOOK OUT FOR YOUR PEOPLE AND YOUR EQUIPMENT

Grab bars, serrated steps, and anti-skid plating make getting up and down the machine safer. Plus most routine maintenance can be done at ground level.

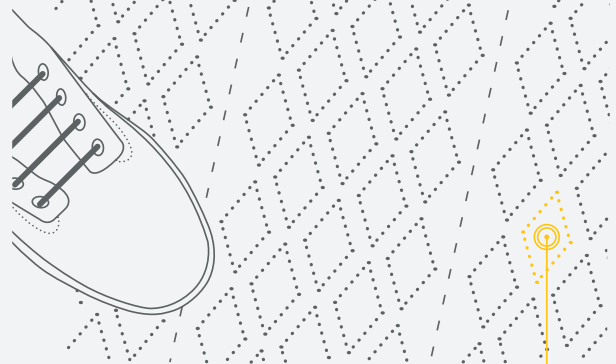
### KEEP YOUR EXCAVATOR SECURE

Use your PIN code on the monitor or the optional Bluetooth key fob to enable the push-button starting feature.

## 1,148 WAYS TO STAY SAFE.

FACT:

**SLIPPING** IS ONE OF THE BIGGEST CONTRIBUTORS TO WORKPLACE INJURIES.\*



### OUR ANTI-SKID PLATES FEATURE


**1,000+** INDIVIDUAL PERFORATIONS FOR BETTER TRACTION

\*SOURCE: [HTTPS://WWW.OSHA.GOV/DTE/GRANT\\_MATERIALS/FY07/SH-16625-07/SLIPSTRIPSFALLS.PPT](https://www.osha.gov/dte/grant_materials/fy07/sh-16625-07/slipstripsfalls.ppt)

# INCREASE YOUR PRODUCTIVITY AND PROFIT WITH CAT ATTACHMENTS

You can easily expand the performance of your excavator by utilizing any Cat attachment. Each Cat tool is designed to fit the weight and horsepower of the excavator for improved performance, safety, and stability.


## BUCKETS



### MAKE EVERY PASS COUNT

Did you know that most fuel is burned during digging? The right Cat bucket tailored to your specific application can deliver up to 15% more efficiency with better penetration and loading.

## COUPLERS



### CHANGE TOOLS QUICKLY

Cat quick couplers let you change between tools in minutes, making the machine more versatile for greater money-making opportunities.

## HYDRAULIC HAMMERS



### BREAK BIG ROCKS FAST

The 350 can handle hammers up to 200 mm (7.87 in) in size, which will help you make quick work of big rocks.

### AUTO HAMMER STOP PREVENTS WEAR

Protect your hammer tool from overheating and rapid wear. Auto hammer stop warns you after 15 seconds of continuous firing and then automatically shuts it off after 30 seconds – all to extend the tool's service life.

When you buy Cat equipment, you're getting so much more than the machine. You're also getting the support of a best-in-class dealer network backed by a range of flexible solutions, technology, tools, and more. It's all about support that's built around your success.

# GET MORE THAN A MACHINE



- + CUSTOMER VALUE AGREEMENTS (CVA)
- + COST-SAVING SERVICE AND REPAIR OPTIONS
- + QUALITY PARTS AND PRECISION COMPONENTS
- + FINANCING SOLUTIONS
- + RENTAL AND USED EQUIPMENT

## SO WHAT IS A CAT CUSTOMER VALUE AGREEMENT?

A Cat customer value agreement (CVA) starts with hassle-free maintenance featuring genuine Cat parts right on schedule along with expert dealer support to give you more peace of mind. Hassle-free ownership simply means all elements of your CVA are part of one agreement that can be included in your monthly machine payment.

# TECHNICAL SPECIFICATIONS

See [cat.com](http://cat.com) for complete specifications.

ENGINE			
Engine Model	C9.3B		
Net Power – ISO 9249:2007	309 kW	414 hp	
Net Power – ISO 9249:2007 (DIN)	420 hp (metric)		
Engine Power – ISO 14396:2002	310 kW	416 hp	
Engine Power – ISO 14396:2002 (DIN)	421 hp (metric)		
Bore	115 mm	5 in	
Stroke	149 mm	6 in	
Displacement	9.3 L	568 in <sup>3</sup>	
The 350 emits equivalent to U.S. EPA Tier 3, EU Stage IIIA, and China Nonroad Stage III.			
Recommended for use up to 4500 m (14,760 ft) altitude with engine power derate above 3000 m (9,840 ft).			
Net power advertised is the power available at the flywheel when the engine is equipped with fan, air intake system, exhaust system, and alternator.			
Engine rating at 1,800 rpm.			

SWING MECHANISM			
Swing Speed	7.94 rpm		
Maximum Swing Torque	189 kN·m	139,275 lbf-ft	

WEIGHTS			
Operating Weight	47 900 kg	105,500 lb	
Mass boom, M2.5UB (8'2") stick, SD 3.2 m <sup>3</sup> (4.2 yd <sup>3</sup> ) bucket, 600 mm (24") double grouser shoes, long undercarriage.			

HYDRAULIC SYSTEM			
Main System – Maximum Flow – Implement	779 L/min (389 × 2 pumps)	206 gal/min (103 × 2 pumps)	
Maximum Pressure – Equipment – Implement	35 000 kPa	5,076 psi	
Maximum Pressure – Equipment – Lift Mode	38 000 kPa	5,511 psi	
Maximum Pressure – Travel	35 000 kPa	5,076 psi	
Maximum Pressure – Swing	25 700 kPa	3,727 psi	

SERVICE REFILL CAPACITY			
Fuel Tank Capacity	680 L	179.6 gal	
Cooling System	48 L	12.7 gal	
Engine Oil (with filter)	32 L	8.5 gal	
Swing Drive	15 L	4.0 gal	
Final Drive (each)	11 L	2.9 gal	
Hydraulic System (including tank)	550 L	145.3 gal	
Hydraulic Tank (including suction pipe)	217 L	57.3 gal	

DIMENSIONS				
<b>Boom</b>	<b>Reach</b>	<b>Mass</b>		
	6.9 m (22'8")	6.55 m (21'6")		
<b>Stick</b>	<b>Reach</b>	<b>Mass</b>		
	R3.35TB (11'0")	M2.5UB		
<b>Bucket</b>	<b>SD 2.70 m<sup>3</sup></b>	<b>SD 3.20 m<sup>3</sup></b>		
	(3.60 yd <sup>3</sup> )	(4.20 yd <sup>3</sup> )		
Shipping Height (top of cab)	3260 mm	10'8"	3260 mm	10'8"
Handrail Height	3400 mm	11'2"	3400 mm	11'2"
Shipping Length	11 880 mm	39'2"	11 830 mm	38'10"
Tail Swing Radius	3760 mm	12'4"	3760 mm	12'4"
Counterweight Clearance	1340 mm	4'5"	1340 mm	4'5"
Ground Clearance	520 mm	1'8"	520 mm	1'8"
Length to Center of Rollers	4360 mm	14'4"	4360 mm	14'4"
Track Length	5400 mm	17'9"	5400 mm	17'9"
Track Gauge	2740 mm	9'0"	2740 mm	9'0"
Transport Width – 600 mm (24") shoes	3340 mm	10'11"	3340 mm	10'11"

WORKING RANGES AND FORCES				
<b>Boom</b>	<b>Reach</b>	<b>Mass</b>		
	6.9 m (22'8")	6.55 m (21'6")		
<b>Stick</b>	<b>Reach</b>	<b>Mass</b>		
	R3.35TB (11'0")	M2.5UB		
<b>Bucket</b>	<b>SD 2.70 m<sup>3</sup></b>	<b>SD 3.20 m<sup>3</sup></b>		
	(3.60 yd <sup>3</sup> )	(4.20 yd <sup>3</sup> )		
Maximum Digging Depth	7690 mm	25'3"	6800 mm	22'4"
Maximum Reach at Ground Line	11 760 mm	38'7"	10 800 mm	35'5"
Maximum Cutting Height	10 700 mm	35'1"	10 070 mm	33'0"
Maximum Loading Height	7380 mm	24'3"	6530 mm	21'5"
Minimum Loading Height	2710 mm	8'11"	3070 mm	10'1"
Maximum Depth Cut for 2440 mm (8'0") Level Bottom	7550 mm	24'9"	6640 mm	21'9"
Maximum Vertical Wall Digging Depth	5630 mm	18'6"	4360 mm	14'4"
Bucket Digging Force (ISO)	266 kN	59,820 lbf	291 kN	65,480 lbf
Stick Digging Force (ISO)	200 kN	45,070 lbf	240 kN	53,850 lbf

AIR CONDITIONING SYSTEM	
The air conditioning system on this machine contains the fluorinated greenhouse gas refrigerant R134a (Global Warming Potential = 1430). The system contains 1.00 kg of refrigerant which has a CO <sub>2</sub> equivalent of 1.430 metric tonne.	

## STANDARD & OPTIONAL EQUIPMENT

Standard and optional equipment may vary. Consult your Cat dealer for details.

BOOMS, STICKS, AND LINKAGES	STANDARD	OPTIONAL
6.55 m (21'6") Mass boom		•
6.9 m (22'8") Reach boom		•
2.5 m (8'2") Mass stick		•
2.9 m (9'6") Reach stick		•
3.0 m (9'10") Mass stick		•
3.35 m (11') Reach stick		•
3.35 m (11'0") HD Reach stick		•
3.9 m (12'10") Reach stick		•

CAT TECHNOLOGY	STANDARD	OPTIONAL
Cat® Product Link™	•	
Remote flash	•	
Remote troubleshoot	•	
Cat Grade connectivity		•
Compatibility with radios and base stations from Trimble, Topcon, and Leica	•	
Capability to install 3D grade systems from Trimble, Topcon, and Leica	•	

(continued on next page)

# STANDARD & OPTIONAL EQUIPMENT (continued)

Standard and optional equipment may vary. Consult your Cat dealer for details.

CAT TECHNOLOGY (continued)	STANDARD	OPTIONAL
Cat Grade with 2D and offset memory		●
Cat Grade with Advanced 2D		●
Cat Grade with 3D single GNSS		●
Cat Grade with 3D dual GNSS		●
Cat Assist		●
Cat Payload		●
2D E-Fence		●
Auto hammer stop	●	
Laser catcher		●
Work tool recognition		●
Work tool tracking*		●
*Requires PL161 attachment locator on work tool and Bluetooth receiver on machine.		
ELECTRICAL SYSTEM	STANDARD	OPTIONAL
Maintenance-free 1,000 CCA batteries (x2)	●	
Centralized electrical disconnect switch	●	
LED chassis and boom lights	●	
ENGINE	STANDARD	OPTIONAL
Cold start block heaters		●
Three selectable modes: Power, smart, eco	●	
Automatic engine speed control	●	
52° C (126° F) high-ambient cooling capacity	●	
Hydraulic reverse fan		●
-18° C (0° F) cold start capability	●	
-32° C (-25° F) cold start capability		●
Double element air filter with integrated precleaner	●	
HYDRAULIC SYSTEM	STANDARD	OPTIONAL
Boom and stick regeneration circuit	●	
Electronic main control valve	●	
Automatic hydraulic oil warmup	●	
Auto dig boost		●
Auto heavy lift	●	
Reverse swing damping valve	●	
Automatic swing parking brake	●	
High performance hydraulic return filter	●	
Two-speed travel	●	
Bio hydraulic oil capability	●	
Combined two-way auxiliary circuit		●
SAFETY AND SECURITY	STANDARD	OPTIONAL
Cat One Key security system	●	
Lockable external tool/storage box	●	
Lockable door, fuel, and hydraulic tank locks	●	
Lockable fuel drain compartment	●	
Service platform with anti-skid plate and recessed bolts	●	
RH handrail and handhold	●	
Signaling/warning horn	●	
Swing alarm		●
Ground-level secondary engine shutoff switch	●	
Rearview camera and right-hand-side mirror	●	

SERVICE AND MAINTENANCE	STANDARD	OPTIONAL
Integrated vehicle health management system		●
Scheduled Oil Sampling (S-O-S <sup>SM</sup> ) sampling ports	●	
Electric refueling pump with automatic shutoff		●
UNDERCARRIAGE AND STRUCTURES	STANDARD	OPTIONAL
Towing eye on base frame	●	
9 mt (19,842 lb) counterweight	●	
600 mm (24") double grouser track shoes		●
600 mm (24") HD double grouser track shoes		●
750 mm (30") double grouser track shoes		●
900 mm (35") triple grouser shoes		●
CAB	ESSENTIAL	DELUXE
Rollover protective structure (ROPS)	○	●
High-resolution 203 mm (8") LCD touchscreen monitor	●	●
High-resolution 254 mm (10") LCD touchscreen monitor	○	○
Auto bi-level air conditioner	●	●
Jog dial and shortcut keys for monitor control	X	●
Keyless push-to-start engine control	●	●
Height-adjustable console	X	●
Tilt-up left-side console	X	●
Air-suspension seat	●	X
Heated air-suspension seat	X	●
51 mm (2") seat belt	●	●
Monitor integrated Bluetooth radio with USB/Aux ports	X	●
Bluetooth radio with USB/Aux ports	●	X
12V DC outlets	X	●
24V DC outlets	●	X
Document storage	X	●
Overhead storage and rear storage with nets	X	●
Beverage holder	●	●
Cup holder	X	●
Openable two-piece front window	●	●
Rear window emergency exit	●	●
Radial wiper with washer	●	●
Openable polycarbonate skylight hatch	X	●
Openable steel hatch	●	X
LED dome light	●	●
Floor welcome light	X	●
Roof sunscreen	X	●
Roller front sunscreen	●	●
Roller rear sunscreen	○	○
Washable floor mat	●	●
Beacon ready	X	●
Cat Stick Steer	X	○
Auxiliary relay	○	○

● Standard      ○ Optional      X Not available

Not all features are available in all regions. Please check with your local Cat dealer for specific offering availability in your area. For additional information, refer to the Technical Specifications brochures for the 350 available at [www.cat.com](http://www.cat.com) or your Cat dealer.

For more complete information on Cat products, dealer services and industry solutions, visit us on the web at [www.cat.com](http://www.cat.com).

© 2022 Caterpillar. All Rights Reserved.

Materials and specifications are subject to change without notice. Featured machines in photos may include additional equipment. See your Cat dealer for available options.

CAT, CATERPILLAR, LET'S DO THE WORK, their respective logos, Product Link, S•O•S, "Caterpillar Corporate Yellow," the "Power Edge" and Cat "Modern Hex" trade dress as well as corporate and product identity used herein, are trademarks of Caterpillar and may not be used without permission. VisionLink is a trademark of Caterpillar Inc., registered in the United States and in other countries.

[www.cat.com](http://www.cat.com) [www.caterpillar.com](http://www.caterpillar.com)

AEXQ3504-01  
Replaces AEXQ3504-00  
Build Number: 06B  
(Afr-ME, Aus-NZ, Eurasia,  
S Am, SE Asia)

